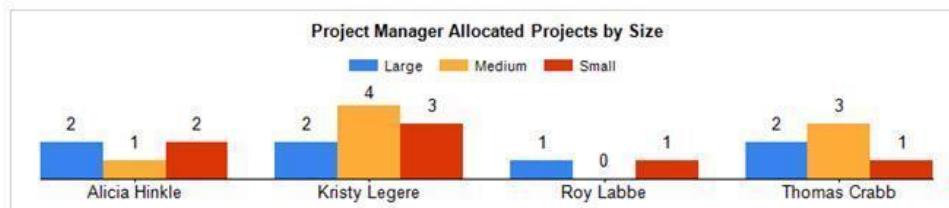


Business Intelligence for *Asta Powerproject*

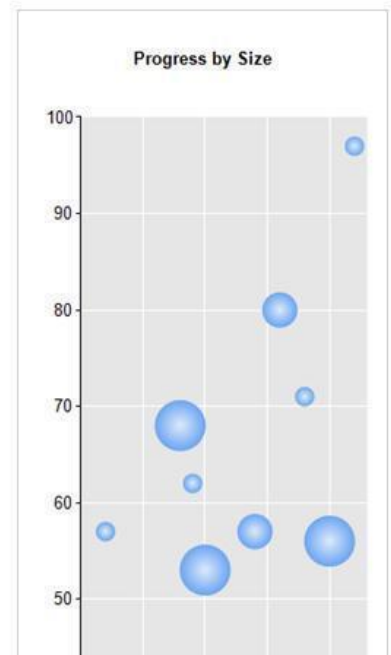
Make better, more informed decisions through clear project insight

Senior management hate surprise overruns and problems. They want to be kept informed about progress but do not have time to wade through detail to find the answers they need. This can mean project managers have to spend a lot of time creating reports, often in different formats, for different people. For those project managers using silo systems and paper-based processes, compiling and presenting reports can be a particularly laborious job making it extremely time-consuming to provide stakeholders with the information that they need.

Business Intelligence is a powerful analytical tool for generating clear portfolio reports on any combination of project data. It provides complete visibility over your current performance to ensure that your objectives are being met and that your costs are tightly managed.



Project	Project End Status	Project Cost Status	Project Income Status	Project Effort Status	End Variance	Net	Effort Variance
Commerical Estate	✓	✗	✓	✓	-1	-£4,408.20	9
Tree Park	✓	✓	⚠	✓	2	-£557.32	14
Trisha Falls	✗	✓	✓	✓	-6	-£3,222.76	21
Nano Tech Megacorp	✓	✗	✗	✓	8	-£8,764.64	29
New town reconstruction	✓	✗	✓	⚠	6	-£5,448.00	-15
White Sail Yacht Club	✓	✓	✗	✗	24	-£1,713.90	-18
Vivid Image Presentations	✓	✗	✓	✓	0	-£6,324.21	9
Alpha-Ex	⚠	✓	✓	✓	-16	£10,921.12	14
Univeral Exports	✓	⚠	✓	✓	7	-£3,354.12	6
Tramplefield races	✓	✓	✗	✓	23	-£6,876.60	4

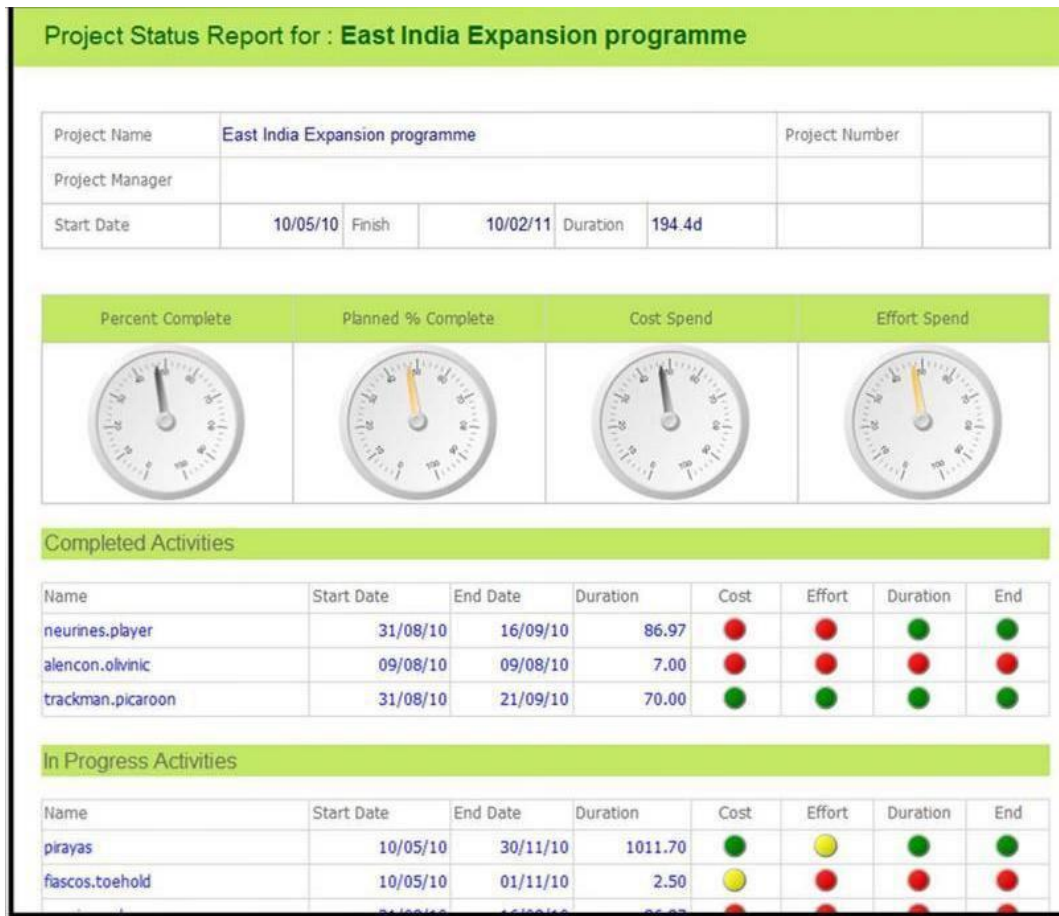


Dashboard reports highlight critical task information to support decision making.

Using Business Intelligence, it is easy to create professional-looking reports that can be readily tailored and delivered. Status reports can be created without having to collate the data manually. As a result, project managers can produce and publish key performance reports, critical milestone reports, cost reports - and much more - with ease.

Business Intelligence has a built-in exporter which enables data from **Asta Powerproject** to be combined with third party data sources to form tailored web reports for specific users. It comes with a number of report templates as well as intuitive tools so that you can create personalised, professional looking reports which can be run as required.

Business Intelligence for Asta Powerproject



Monitor activity and track progress across your projects

Those with experience of Microsoft SQL will be able to create their own dashboard reports, while users with less experience in report writing can benefit from our professional consultancy services. Reports can be published in numerous formats including Excel, PDF, HTML, XKM, TIFF and CSV enabling you to manipulate the data as required and communicate it in the desired format.

With Business Intelligence you can:

- Generate accurate dashboard reports with ease
- Get early warning of any delays or issues in meeting deadlines
- Get complete visibility over the status of all your projects, resources and costs
- Access standard reports such as KPI, critical milestones and resource performance
- Get tighter cost control with visibility over project margins and cash flow
- Improve communication between all stakeholders
- Speed up the decision-making process